


200 Series

Voltage Output Pressure Transducer



DIN EN 175301-803 Form C
3-Wire Cable + Shield
4-Pin Bayonet



6-Pin Bayonet
M12x1 (4-Pin)

Voltage output, 3-wire


200 Series	0-5 Vdc, 1-5 Vdc, 1-6 Vdc, 0-10 Vdc, 1-11 Vdc		
CONNECTION TYPE (CODE)	V+	COMMON	OUTPUT
DIN EN 175301-803 Form C (7)	1	2	3
DIN EN 175301-803 Form C w/ Cable (1)	Red	Black	White
4 or 6-Pin Bayonet (2 or 3)	A	B	C
1/2" NPT Conduit w/ Cable (6)	Red	Black	White
M12 x 1, 4-Pin (25)	1	3	4
Integral Cable (36)	Red	Black	White

300 Series

Compact OEM Pressure Transmitter/Transducer



DIN EN 175301-803 Form A
DIN EN 175301-803 Form C



2-Wire Cable + Shield
3-Wire Cable + Shield
M12x1 (4-Pin)

Current output, 2-wire

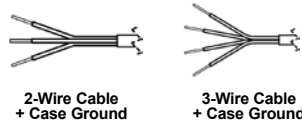
300 Series	4 mA to 20 mA	
CONNECTION TYPE (CODE)	V+	V-
DIN EN 175301-803 Form A (8 or 14), DIN EN 175301-803 Form C (7)	1	2
DIN EN 175301-803 Form A w/ Cable (1)	Red	Black
M12 x 1, 4-Pin (25)	1	3
Integral Cable, Unshielded (36)	Brown	Blue

Voltage output, 3-wire

300 Series	0-5 Vdc, 1-5 Vdc, 1-6 Vdc, 0-10 Vdc, 1-11 Vdc		
CONNECTION TYPE (CODE)	V+	COMMON	OUTPUT
DIN EN 175301-803 Form A (8 or 14), DIN EN 175301-803 Form C (7)	1	2	3
DIN EN 175301-803 Form A w/ Cable (1)	Red	Black	White
M12 x 1, 4-Pin (25)	1	3	4
Integral Cable, Unshielded (36)	Brown	Blue	Black

612 & 613 Series

Submersible Level Transmitter/Transducer



2-Wire Cable + Case Ground
3-Wire Cable + Case Ground

NOTE: Vent tube included for atmospheric compensation.

Current output, 2-wire

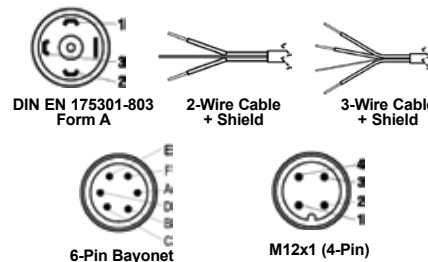
612 & 613 Series	4 mA to 20 mA		
CONNECTION TYPE (CODE)	V+	V-	CASE GROUND
PUR Cable	Brown	Green	Gray
FEP Cable	Brown	White	Blue
PVC Cable	Red	Black	Bare

Voltage output, 3-wire

612 & 613 Series	0-5 Vdc, 0-10 Vdc, 0.5 to 2.5 Vdc			
CONNECTION TYPE (CODE)	V+	COMMON	OUTPUT	CASE GROUND
PUR Cable	Brown	Green	White	Gray
FEP Cable	Brown	Green	White	Gray

615 & 616 Series

High Accuracy Heavy-Duty Pressure Transmitter/Transducer



DIN EN 175301-803 Form A
2-Wire Cable + Shield
3-Wire Cable + Shield

6-Pin Bayonet
M12x1 (4-Pin)

Current output, 2-wire


615 & 616 Series	4 mA to 20 mA	
CONNECTION TYPE (CODE)	V+	V-
DIN EN 175301-803 Form A (8 or 14)	1	2
DIN EN 175301-803 Form A w/ Cable (1)	Red	Black
6-Pin Bayonet (3)	A	B
1/2" NPT Conduit w/ Cable (6)	Red	Black
M12 x 1, 4-Pin (25)	1	3
Integral Cable (36)	Red	Black

Voltage output, 3-wire

615 & 616 Series	0-5 Vdc, 1-5 Vdc, 1-6 Vdc, 0-10 Vdc, 1-11 Vdc		
CONNECTION TYPE (CODE)	V+	COMMON	OUTPUT
DIN EN 175301-803 Form A (8 or 14)	1	2	3
DIN EN 175301-803 Form A w/ Cable (1)	Red	Black	White
6-Pin Bayonet (3)	A	B	C
1/2" NPT Conduit w/ Cable (6)	Red	Black	White
M12 x 1, 4-Pin (25)	1	3	4
Integral Cable (36)	Red	Black	White

640 Series

Precision Heavy Duty Pressure Transmitter/Transducer



M12x1 (4-Pin)
2-Wire Cable + Shield
3-Wire Cable + Shield

Current output, 2-wire

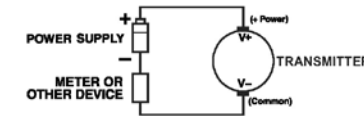
640 Series	4 mA to 20 mA	
CONNECTION TYPE (CODE)	V+	V-
M12 x 1, 4-Pin (25)	1	3
Integral Cable (1)	Brown	Blue

Voltage output, 3-wire

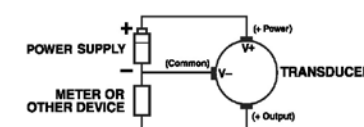
640 Series	0-5 Vdc, 0-10 Vdc, 0-20 mA		
CONNECTION TYPE (CODE)	V+	COMMON	OUTPUT
M12 x 1, 4-Pin (25)	1	3	4
Integral Cable (1)	Brown	Blue	Black

Electrical Installation:

4 mA to 20 mA Output



3-Wire Voltage Output



V+ = Supply Voltage

V- = 4 mA to 20 mA Signal

Output = Voltage Output Signal

Common = Supply Voltage Return/Ground

Load Limitations:

4 mA to 20 mA Output Only

$V_{min} = 10V + (.020 \times RL)$

$RL = RS + RW$

RL = Loop Resistance (ohms)

RS = Sense Resistance (ohms)

RW = Wire Resistance (ohms)

Load Limitations (612 & 613 Only):

4 mA to 20 mA Output Only

$V_{min} = [10V + (.020 \times RL)] - RC$

$RL = RS + RW$

RL = Loop Resistance (ohms)

RS = Sense Resistance (ohms)

RW = Wire Resistance (ohms)

$RC = 0.0435 \frac{ft}{in} \times \text{cable length (ft.)}$

660 Series

High Performance Micro-Size
Pressure Transmitter/Transducer



DIN EN 175301-803 Form C



2-Wire Cable + Shield



3-Wire Cable + Shield



M12x1 (4-Pin)

Current output, 2-wire

660 Series	4 mA to 20 mA	
CONNECTION TYPE (CODE)	V+	V-
DIN EN 175301-803 Form C (7)	1	2
DIN EN 175301-803 Form C w/ Cable (1)	Red	Black
M12 x 1, 4-Pin (25)	1	3
Integral Cable (36)	Brown	Green

Voltage output, 3-wire

660 Series	1-5 Vdc, 0.1-10 Vdc		
CONNECTION TYPE (CODE)	V+	COMMON	OUTPUT
DIN EN 175301-803 Form C (7)	1	2	3
DIN EN 175301-803 Form C w/ Cable (1)	Red	Black	White
M12 x 1, 4-Pin (25)	1	3	4
Integral Cable (36)	Brown	Green	White

800 Series

Platinum Resistance
Temperature Transmitter/Transducer



DIN EN 175301-803 Form A



2-Wire Cable + Shield



3-Wire Cable + Shield



M12x1 (4-Pin)

Current output, 2-wire

800 Series	4 mA to 20 mA	
CONNECTION TYPE (CODE)	V+	V-
DIN EN 175301-803 Form A (8 or 14)	1	2
DIN EN 175301-803 Form A w/ Cable (1)	Red	Black
M12 x 1, 4-Pin (25)	1	3

Voltage output, 3-wire

800 Series	0-10 Vdc		
CONNECTION TYPE (CODE)	V+	COMMON	OUTPUT
DIN EN 175301-803 Form A (8 or 14)	1	2	3
DIN EN 175301-803 Form A w/ Cable (1)	Red	Black	White
M12 x 1, 4-Pin (25)	1	3	4

810 Series

Compact Temperature Transmitter



M12x1 (4-Pin)

Current output, 2-wire

810 Series	4 mA to 20 mA	
CONNECTION TYPE (CODE)	V+	V-
M12 x 1, 4-Pin (25)	1	3

Installation Information:

NOSHOK pressure & temperature transmitters/transducers may be mounted in any plane with negligible effect on performance. Although these units are designed and manufactured to withstand substantial shock and vibration, it is recommended that they be mounted in an area of minimal vibration. Always use a wrench on the wrench flats when installing. NEVER use a pipe wrench on the housing or in the area of the electrical connection.

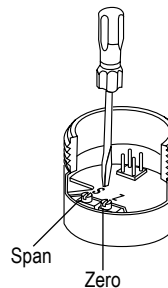
Maintenance/Calibration:

NOSHOK pressure and temperature transmitters/transducers require no maintenance. Recalibration is dependent on the users Quality Assurance Program. If no program is in place, NOSHOK recommends a 1 year cycle.

Alignment Procedure (applies only to 100, 200, 615/616, and 640 series):

Using a pressure source and meter with adequate accuracy, perform the following steps:

- Open sensor
- With no pressure applied, adjust the "Z" potentiometer for the correct Zero output
- Apply the correct full scale pressure to the unit
- Adjust the "S" potentiometer for the correct Span output



www.noshok.com



Transmitters/Transducers Wiring Diagrams

100 Series

Current Output Pressure Transmitter



DIN EN 175301-803 Form C



2-Wire Cable + Shield



4-Pin Bayonet



6-Pin Bayonet



M12x1 (4-Pin)

Current output, 2-wire

100 Series	4 mA to 20 mA	
CONNECTION TYPE (CODE)	V+	V-
DIN EN 175301-803 Form C (7)	1	2
DIN EN 175301-803 Form C w/ Cable (1)	Red	Black
4 or 6-Pin Bayonet (2 or 3)	A	B
1/2" NPT Conduit w/ Cable (6)	Red	Black
M12 x 1, 4-Pin (25)	1	3
Integral Cable (36)	Red	Black

1010 West Bagley Road • Berea, Ohio 44017
440-243-0888 • Fax 440-243-3472

E-mail: noshok@noshok.com • Web: www.noshok.com NWD 08-8-3